

November 2024

Transaction history report

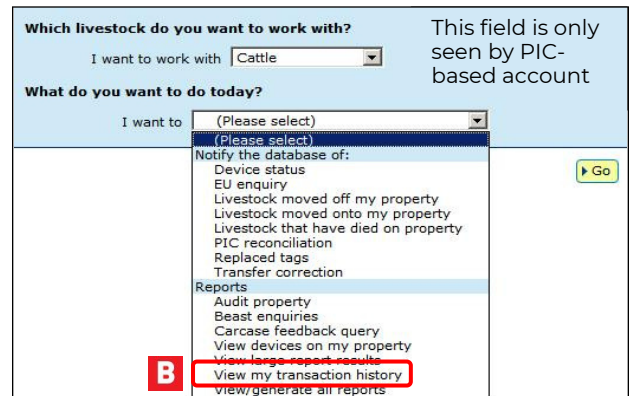
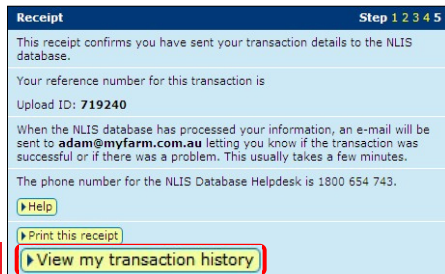
Related Tech Tip:
[File upload status](#)

Always run this report after you send files to the database, to check your transactions were successful. State departments may check transaction histories for users in their state or territory.

- Run the report ... Page 1
- Check the upload status of a file ... Page 2
- Print the contents of a file ... Page 2

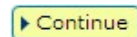
There are two ways to run the report:

- A. click the button on the transaction Receipt screen
- B. select the report from the menu at any time.



Login to the database at www.nlis.mla.com.au

- 1 Enter your user ID and password and click
- 2 Choose View my transaction history and click
- 3 Choose a date range for your report and click



View my transaction history

Result

Below is a list of transactions that have been performed by user **userprod** between **01/03/2011** and **30/06/2011**.

If you have an Upload ID, you can see the contents by clicking [file viewer](#) or see the upload status by clicking [status viewer](#).

Displaying items 1 - 20 of 122.

Upload ID	Data type	User file name	Requested date & time	Upload status
1 119648	Producer Cattle transfers	04 soap P2P 982 000017919444.xml	29/06/2011 11:29 AM	ERROR
2 119648	Generic Query	03 soap reportBeastEmail.xml	29/06/2011 11:29 AM	COMPLETE
3 119648	Generic Query	02 soap reportBeast.xml	29/06/2011 11:29 AM	COMPLETE
4 119648	Generic Query	04 soap P2P 982 000017919444.xml	29/06/2011 11:29 AM	WARNING
5 119648	Generic Query	03 soap reportBeastEmail.xml	29/06/2011 11:29 AM	COMPLETE
6 119648	Generic Query	02 soap reportBeast.xml	29/06/2011 11:29 AM	COMPLETE
7 119648	Audit property (Producers and regulators)	Audit property (Producers and regulators).xml	27/06/2011 3:24 PM	FAILURE
8 119648	Audit property (Producers and regulators)	Audit property (Producers and regulators).xml	27/06/2011 3:24 PM	FAILURE
9 119648	Audit property (Producers and regulators)	Audit property (Producers and regulators).xml	27/06/2011 3:24 PM	FAILURE
10 119648	Audit property (Producers and regulators)	Audit property (Producers and regulators).xml	27/06/2011 3:24 PM	FAILURE
11 119648	Generic Query	08UserProdP2PFileUpload.csv	27/06/2011 3:24 PM	COMPLETE
12 119648	Generic Query	Active devices on PIC.xml	27/06/2011 3:24 PM	COMPLETE
13 11962577	Generic Query	Active devices on PIC.xml	20/06/2011 3:30	COMPLETE
14 11962576	Generic Query	Active devices on PIC.xml	20/06/2011 3:30	COMPLETE
15 11962539	Producer Cattle transfers	04 soap P2P 982 000017919444.xml	20/06/2011 3:30	COMPLETE
16 11962538	Generic Query	03 soap reportBeastEmail.xml	20/06/2011 3:30	COMPLETE
17 11962537	Generic Query	02 soap reportBeast.xml	20/06/2011 3:30	COMPLETE
18 11962536	Generic Query	04 soap P2P 982 000017919444.xml	20/06/2011 3:30	COMPLETE
19 11962535	Generic Query	03 soap reportBeastEmail.xml	20/06/2011 3:30	COMPLETE
20 11962534	Generic Query	02 soap reportBeast.xml	20/06/2011 3:30	COMPLETE

Page 1 of 7 1 2 3 4 5 6 7 [Next page](#)

Items per page: [All](#)

Annotations:

- Click a button to sort by that column.
 - Data sorted in ascending order.
 - Data sorted in descending order.
- COMPLETE means a successful transaction.
- To search for specific items, click Filter by.
- Follow steps 1-2 on the Filter screen and click Apply.
- If there are more than 20 items, click Next page.
- To view the list on one page, select All items.

When the report is displayed on the screen, you can sort and filter the results to find specific files, check the upload status, open individual files to check the contents, and print the file contents for your records. Files with an Upload status of COMPLETE were processed successfully. A WARNING is usually for information only. Contact the NLIS Helpdesk if you need help to resubmit information to the database.

Upload status	Meaning / Result	Action
BAD FORMAT	The whole file was the wrong format. No records were updated (e.g. no animals were transferred).	Print the file and check the contents. For all the animals, submit a new file in the correct format.
ERROR	Some data in the file was incorrect or did not comply with database rules. Some records were not updated (e.g. those animals were not transferred).	Print the file and check the contents. For the records that were not updated, submit a new file in the correct format.
INCOMPLETE	Some data in the file was in the wrong format. Some records were not updated (e.g. those animals were not transferred).	Print the file and check the contents. For the records that were not updated, submit a new file in the correct format.

Check the upload status of a file

- 1 In the Upload status column, for more information, click a link, for example, [ERROR](#), [WARNING](#).

Upload ID	Data type	User file name	Requested date & time	Upload status
1	Tag Status Upload	Manual Upload	07/03/2011 10:01 AM	ERROR
2	Tag Status Upload	Interactive Upload	07/03/2011 10:02 AM	COMPLETE
3	Tag Status Upload	Interactive Upload	07/03/2011 10:03 AM	WARNING
4	Tag Status Upload	Interactive Upload	07/03/2011 10:09 AM	WARNING
5	Producer Cattle transfers	08UserProdP2PFileUpload.csv	07/03/2011 12:44 PM	COMPLETE

Error type	Message text	Tag identifier	Extra information
ERROR	This device is already registered to the PIC that you are transferring TO. This device has already been transferred.	982 000017919444	To PIC = 'PICTEST2'
WARNING	This device was not registered to the PIC you transferred FROM. This device has been transferred and has lost its lifetime traceability status.	982 000017919444	From PIC = 'PICTEST3'

Print the contents of a file

- 1 In the User file name column, to open a file, click the link for that file, for example, [tp2p2.txt](#)
- 2 To print the file, click in the white area and then click the right-hand mouse button.
- 3 Select Print from the menu and then select your printer.

Upload ID	Data type	User file name	Requested date & time	Upload status
41	Producer Cattle transfers	tp2p2.txt	17/05/2011 4:17 PM	WARNING
42	Producer Cattle transfers	tp2p2.txt	17/05/2011 4:15 PM	WARNING
43	Producer Cattle transfers	tp2p.txt	17/05/2011 4:14 PM	WARNING

File viewer


Contents Step 1 2

Upload ID: **11962118**

PICTEST0XB58701,PICTEST53,PICTEST2,,16/05/2011

1. Click in the white area.

2. Click your right mouse button.



3. When the menu appears, select Print.

Copy Ctrl+C

Search Google for "c"

Print... Ctrl+P

Open in reading mode

Translate selection to English

Rotate clockwise Ctrl+]

Rotate counterclockwise Ctrl+[

Inspect

Back
Close window